

How-to Article Spotlight Component

V1.0 - Global Marketing Technology-AEM

Component Name: Article Spotlight Component

Author:

Creation Date: 2-28-2024

Last Updated: 2-28-2024

Version: v1.0

1 Document History

The following important changes have been made to this document:

Date	Version #	Description of Changes Made	Author	Approved By
02/28/2024	1.0	Initial Draft	Adithya M	

Table of Contents

Contents

1	DOCUMENT HISTORY	2
2	INTRODUCTION	4
2.1	SHORT DESCRIPTION.....	4
2.2	AEM COMPONENT DATA MODEL	4
2.3	INTENDED AUDIENCE	5
3	HOW TO ENABLE/TURN-ON THE COMPONENT	6
4	COMPONENT DIALOG	7

2 Introduction

This document provides “How to Instructions” for the component “Article Spotlight component”. This component is intended to be used on Article templates:

- Article: listicle
- Article: Quiz (Backlog)
- Article: In the News

2.1 Short Description

This component is used to Article Spotlight component from the folders.

Feature Overview

2.2 AEM Component Data Model

Tab	Field Name	Field Group	Field Type	Validation	Accepted values
Content	Media Type	-	Select	Mandatory	Default Image Video Interactive Video (without text)
	Eyebrow	Text Content	Text Area	Mandatory	Text
	Title (H2 Tag)	Text Content	Text Area	Mandatory	Text
	Read Time	Text Content	Text Area	Optional	Text
	Date	Text Content	Date Field	Optional	Date
	Image	Image	Path	Mandatory	Valid image path
	Image Position	Image	Select	Mandatory	Left Top Left Center Right Top Right Center Center Top Center Center
	Video Type	Video	Select	Mandatory	Brightcove
	Brightcove Video ID	Video	Text	Mandatory, Max Length 150 Char	Text
	Brightcove Video Account	Video	Text	Mandatory, Max Length 150 Char	Text
Brightcove Player Type	Video	Text	Mandatory, Max Length 150 Char	Text	

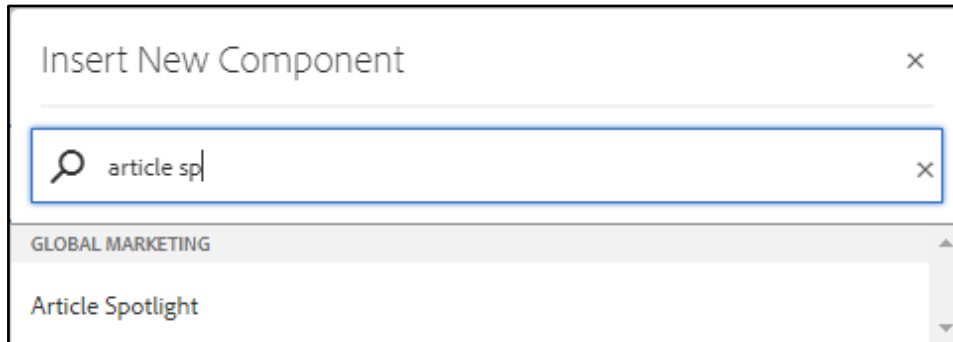
2.3 *Intended Audience*

The primary audience of this design is:

- Content Authors
- Agencies
- Marketers

3 How to Enable/Turn-On the Component

This component is used to Article Spotlight component from the folders.



4 Component Dialog

- Select configure option to open the dialog and begin editing the component fields.

Feature Overview

Configuration:

- 1) **Spotlight Text** – Provide the meaningful name.
- 2) **Read More Text** - Provide meaningful CTA text.
- 3) **Single Article configuration** –Select from the dropdown.
- 4) **Article Path** – Provide the article path
- 5) **Article Target** – Provide the target
- 6) **Thumbnail Image** – Provide the image url
- 7) **Image Alt Text** – Provide Alt name for the image
- 8) **Aria Hidden** – Provide meaningful text
- 9) **Image Background** – Select from the dropdown
- 10) **Headline Title** - Provide Title
- 11) **Description** – Provide the description
- 12) **Published Date** – Provide the date of publish
- 13) **Published Date Format** – Provide the date format
- 14) **Author Name** – Provide the article author name
- 15) **Latest text** - Provide the latest text
- 16) **Multiple Article configuration** – Select from the drop down
- 17) **Path**– Provide the article path
- 18) **Target** – Provide the target
- 19) **Thumbnail Image** – Provide the image url
- 20) **Image Alt Text** – Provide Image Alt name
- 21) **Aria hidden** – Provide meaningful text
- 22) **Headline Title** – Provide Article name
- 23) **Description** - Provide Article description
- 24) **Published Date** – Provide Article publish Date
- 25) **Published Date Format** – Provide publish Format
- 26) **Author name** – Provide Article Author name

Content

Content Card

Spotlight Text **1**

Eye brow text

Title Tag **i**

Read More Text **2**

Read More

Read More Aria Label

Single Article Configuration * **3**

Manual

Article Path * **4**

Article Target * **5**

Thumbnail Image * **6**

Image Alt Text **7**

Aria Hidden **8**

Image Background **9**


Headline Title * **10**

U T₂ T²


Description * **11**


B / U T₂ T²

Published Date * **12**

2024-02-27 

Published Date Format * **13**


Month Day, Year (Jan 12, 2021) 

Author Name **14** 

Latest Articles

Latest Text **15**

Multiple Articles Configuration * **16**

Manual 

▼ Article 🗑️

Path * 17

Target * 18

▼

Thumbnail Image * 19

Image Alt Text 20 ⓘ

Aria Hidden 21

▼


Headline Title * 22 ⓘ

U T₂ T²


Description * 23 ⓘ


B / *I* U ☰ ▼ ☰ ▼ T₂
 T² 🔗 ▼ 🔗 ▼ 📍 ▼ 🔍 ▼
 🔍 ▼ ABC ✓ ★ ▼ 📄 🗑️ ▼ 📄

Published Date * **24**

2024-02-27 

Published Date Format * **25**

Month Day, Year (Jan 12, 2021) 

Author Name **26** 

Add Manual Article

EYE BROW TEXT 1

Title 10

Description 11

· FEB 26, 2024 12

Read More > 2

6



19



First Article 22

Description 23

· FEB 26, 2024 24



Second Article