

Team Component

How-to Guide

Global Marketing Technology

AEM Component Name: Team Component

Creation Date: May 16, 2023

Last Updated: June 30, 2023

Version: [\[2.0\]](#)

1 Document History

The following important changes have been made to this document:

Date	Version #	Description of Changes Made	Author	Approved By
05/16/2023	1.0	Initial Draft	Lakshmi Laavu	
06/30/2023	2.0	Version 2.0	Lakshmi Laavu	

Contents

1	DOCUMENT HISTORY	1
2	INTRODUCTION	4
2.1	SHORT DESCRIPTION	4
2.2	INTENDED AUDIENCE	6
3	HOW TO ENABLE/TURN-ON THE COMPONENT	6
4	COMPONENT DIALOG	6

2 Introduction

This document provides How-to Instructions for the component 'Team Component'. This component is intended and available to be used on all Global Marketing template(s).

2.1 Short Description

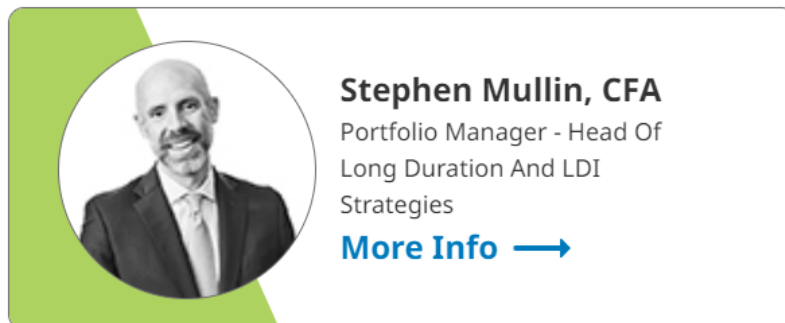
This component is used to create 'Leadership Team' details in a page.

There are 2 variations for this component based on the Quote requirement and Key Member Configuration:

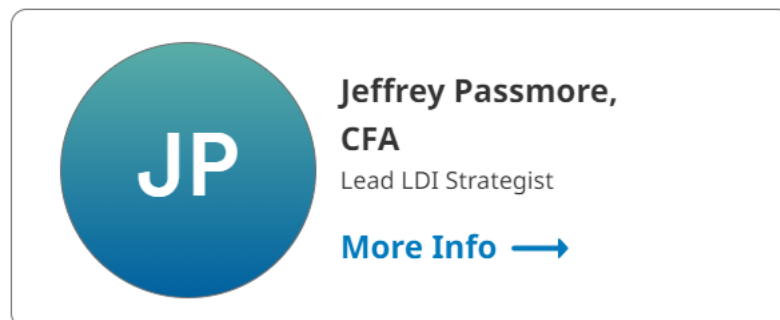
- 1) **Need Quote:** Check/Un-Check
- 2) **Key Member:** Check/Un-Check

Notes:

- 1) Minimum of 1 Team Member should be added to configure the Team Component.
- 2) Team Members order will be loaded based on the 'Key Member' field selection.
 - Irrespective of the order of Team Members, all the 'Key Members' will be loaded first then followed by non-key members.
- 3) If 'Key Member' field is enabled, then green color triangular bar will be added at the back of the thumbnail (refer to the screenshot below).



- 4) If thumbnail is not added for the Team Member then the first letter of both the First Name and Last Name will be added in the circle with Blue Gradient (refer to the screenshot below).



AEM Component Data Model

Tab	Field Name	Field Group	Field Type	Validation	Accepted values	
Configuration	Headline	None	Text Field	Mandatory (Recom max char. 30)	Alphanumeric	
	Title Tag	None	Dropdown	Optional	H1/H2	
	Copy	None	Text Field	Optional (Recom char. 75 & Max char. 140)	Alphanumeric	
	Need Quote	None	Checkbox	Mandatory	Check/Un-Check	
	If 'Need Quote' is Checked:					
	Quote Statement	None	Text Field	Mandatory (Recom max char. 30)	Alphanumeric	
	Quote	None	Text Field	Mandatory (Recom char. 70 & Max char. 150)	Alphanumeric	
	Quote Author	None	Text Field	Mandatory (Recom max char. 50)	Alphanumeric	
	Team Members:					
	Page Path	None	Path Field	Mandatory	Hyperlink Path	
	Open In	None	Dropdown	Mandatory	Same Page New Page	
	Person's First Name	None	Text Field	Mandatory (Recom max char. 15)	Alphanumeric	
	Person's Last Name	None	Text Field	Mandatory (Recom max char. 14)	Alphanumeric	
	Person's First and Last Name initials	None	Text Field	Mandatory (Recom max char. 2)	Alphanumeric	
	Person Title	None	Text Field	Mandatory (Recom max char. 50)	Alphanumeric	
	Image Path	None	Path Field	Optional	Asset Path	
	Key Member	None	Checkbox	Mandatory	Check/Un-Check	

2.2 Intended Audience

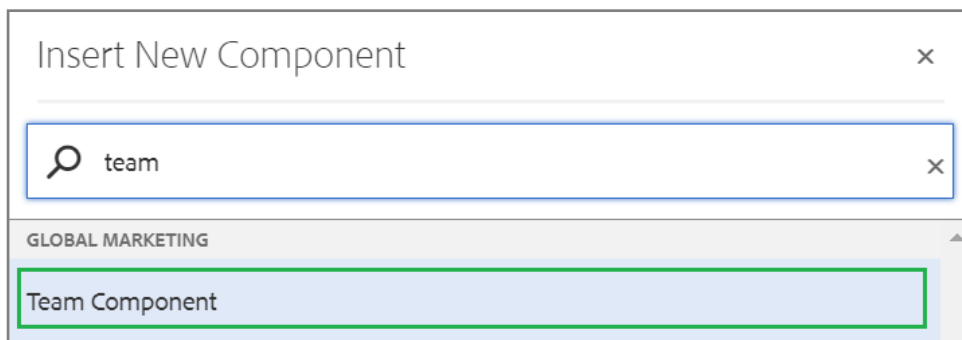
The primary audience of this design is:

- Content Authors
- Agencies
- Marketers

3 How to Enable/Turn-On the Component

This component should be available by default when any of the 'Global Marketing' template is selected.

For adding Team Component at page level, simply click on "+" icon and search for "Team Component" and click to add the component.



4 Component Dialog

- Select edit to open the dialog and begin editing the component fields.

Feature Overview

Configuration

1. **Headline** – Must provide headline title
2. **Title Tag** – Choose the required tag from the dropdown
3. **Copy** – Provide meaningful information
4. **Need Quote** – Must Check/Un-Check to Enable/Disable quote

If 'Quote' is Checked:

5. **Quote Statement** – Must provide label for quote
6. **Quote** – Must provide quote information
7. **Quote Author** – Must provide the author of the quote

Team Members:

8. **Page Path** – Must provide the page path for hyperlinking

9. **Open In** – Must select an option from the dropdown
10. **Person's First Name** – Must provide the person's first name
11. **Person's Last Name** – Must provide the person's last name
12. **Person's First and Last Name initials** - Must provide first letter of both first & last name of the person
13. **Person Title** – Must provide the title/designation of the person
14. **Image Path** – Provide the thumbnail asset path of the person
15. **Key Member** – Must Check/Un-Check the Enable/Disable key member feature

Variation 1: Both 'Need Quote' and 'Key Member' is Checked

The screenshot shows a form titled "Team" with several fields and a checkbox. The fields are: "Headline *" (value: Leadership Team), "Title Tag" (value: h2), "Copy" (value: Our long duration and LDI strategies seek to produce strong risk adjusted returns through flexible vehicles designed to meet the needs.), "Need Quote" (checked), "Quote Statement *" (value: Risk Adjustment), "Quote *" (value: We believe that the best risk-adjusted returns come from careful attention to security selection and), and "Quote Author *" (value: Lakshmi Laavu, GBM Team). Each field has an information icon (i) to its right. The form is annotated with green circles containing numbers 1 through 7, pointing to the following elements: 1. Headline field, 2. Title Tag dropdown, 3. Copy text area, 4. Need Quote checkbox, 5. Quote Statement field, 6. Quote field, and 7. Quote Author field.

Team ? 🖨 ✕ ✓

Page Path* **8** i

Open In **9**
 ▼

Person's First Name* **10** i

Person's Last Name* **11** i

Person's First and Last Name initials* **12** i

Person Title* **13** i

Image Path **14**

Key Member i **15**

1 Leadership Team

3 Our long duration and LDI strategies seek to produce strong risk adjusted returns through flexible vehicles designed to meet the needs.

“ Risk Adjustment 5

6 We believe that the best risk-adjusted returns come from careful attention to security selection and a highly collaborative team structure.


7 Lakshmi Laavu, GBM Team

15 14 10 11 13 8




Stephen Mullin, CFA
Portfolio Manager - Head Of Long Duration And LDI Strategies
[More Info](#) →

12



Andrew Kronshnabel, CFA
Portfolio Manager - Head Of Investment Grade Corporate
[More Info](#) →



Dana Cottrell
Head Of Investment Grade Trading
[More Info](#) →

Variation 2: Both 'Need Quote' and 'Key Member' is Un-Checked

Team

Headline * 1

Leadership Team

Title Tag 2

h2

Copy 3

Our long duration and LDI strategies seek to produce strong risk adjusted returns through flexible vehicles designed to meet the needs.

Need Quote 4

Team

Page Path* **5** i

Open In **6**

Person's First Name* **7** i

Person's Last Name* **8** i

Person's First and Last Name initials* **9** i



Person Title* **10** i

Image Path **11**

Key Member i **12**

1 Leadership Team

3 Our long duration and LDI strategies seek to produce strong risk adjusted returns through flexible vehicles designed to meet the needs.

 **11**
7 **8**
Stephen Mullin, CFA
 Portfolio Manager - Head Of Long Duration And LDI Strategies **10**
[More Info](#) **5**
 **9**
Andrew Kronshnabel, CFA
 Portfolio Manager - Head Of Investment Grade Corporate
[More Info](#)

Joshua Lofgren, CFA
 Portfolio Manager - Investment Grade Corporate
[More Info](#)