

Hero Progressive Form

V1.0 - Global Marketing Technology-AEM

Component Name: Hero Progressive Form

Author:

Creation Date: 23-04-2024

Last Updated: 23-04-2024

Version: v1.0

1 Document History

The following important changes have been made to this document:

Date	Version #	Description of Changes Made	Author	Approved By
04/24/2024	1.0	Initial	Leelavathi	

Contents

1	DOCUMENT HISTORY	<u>1</u>
2	INTRODUCTION	<u>4</u>
2.1	SHORT DESCRIPTION	<u>4</u>
2.2	INTENDED AUDIENCE	<u>5</u>
3	HOW TO ENABLE/TURN-ON THE COMPONENT.....	<u>5</u>
4	COMPONENT DIALOG.....	<u>5</u>

2 Introduction

This document provides How-to Instructions for the component 'Hero Progressive Form'. This component is intended and available to be used on all Global Marketing template(s).

2.1 Short Description

This component is used to create Hero Banner for a page with Title, Sub Title, Subcopy, and scope to embed Webform along with Progress Steps.

Notes:

- 1) It is mandatory to add 4 'Progress Step Label' to configure the component.
- 2) Add fields under each section into a panel
- 3) Add fields panel along with button for each step into a panel
- 4) Use "progressive-form__button" as CSS Class for all buttons
- 5) Add the required functionality to each button

2.1 AEM Component Data Model

Tab	Field Name	Field Group	Field Type	Validation	Accepted values	
Content	Background Type	None	Dropdown	Mandatory	Dark Blue Gradient Background Light Blue Gradient Background Light Grey Background	
	Eyebrow	None	Dropdown	Mandatory (Recom max char. 45)	Alphanumeric	
	Title (H2 Tag)	None	Text Feild	Mandatory (Recom max char. 125)	Alphanumeric	
	Title Tag	None	Dropdown	Optional	H1/H2	
	Sub Title	None	Text Field	Mandatory (Recom max char. 35)	Alphanumeric	
	Title Tag	None	Dropdown	Optional	H2/H3/H4/H5/H6	
	Subcopy	None	Text Field	Mandatory (Recom max char. 150)	Alphanumeric	
	Progressive Fields:					
	Add Item	None	Button	Mandatory	Click (Must add 3 Items)	
	Progress step Label	None	Check box	Mandatory (Recom max char. 12)	Alphanumeric	
AEM Form Path	None	Field path	Mandatory	AEM Form Path		

2.2 Intended Audience

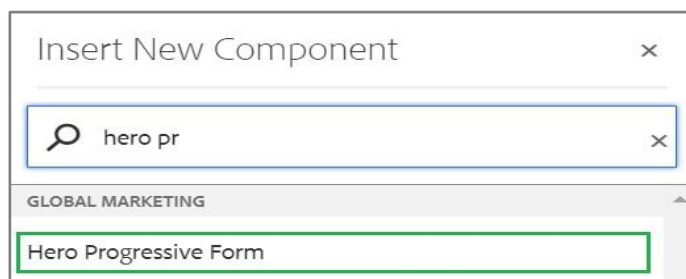
The primary audience of this design is:

- Content Authors
- Agencies
- Marketers

3. How to Enable/Turn-On the Component

This component should be available by default when any of the 'Global Marketing' template is selected.

For adding Hero Progressive Form component at page level, simply click on "+" icon and search for "Hero Progressive Form" component and click to add the component..



4. Component Dialog

- Select configure option to open the dialog and begin editing the component fields.

Feature Overview

Configuration:

- 1) **Background Type** – Dark Blue gradient background.
- 2) **Eyebrow** - Provide the meaningful title.
- 3) **Title** – Must provide meaningful text.
- 4) **Title Tag**– Provide the title Tag
- 5) **Sub Title** – Must provide meaningful text.
- 6) **Title Tag** – Must provide meaningful text.
- 7) **SubCopy** – Provide the title Tag
- 8) **Progressive Field Item** - Must provide meaningful text.
- 9) **Progressive Field Item** - Must provide meaningful text
- 10) **Progressive Field Item** - Must provide meaningful text.

11) Progressive Field Item - Must provide meaningful text.

12) AEM Form Configuration– Provide Form Path

Hero Progressive Form

Configuration Accessibility

Background Type **1**

Dark Blue Gradient Background

Eyebrow * **2**

EYEBROW - 45 character rec.

Title * **3**

Headline Title (H2 Tag) 125 Character Recommendation

Title Tag **4**

h1

Sub Title * **5**

Sub Headline H4 35 Char. Rec.

Title Tag **6**

H2

Subcopy * **7** i

Sub Copy - 150 Character Count recommended. Many people rely on your institutional expertise to make long-term income choices regardless of markcoerns. (Dark Blue Gradient)

Progressive Fields

▼ Progressive Field Item 🗑️ ↕️

Progress Step Label * **8** i

▼ Progressive Field Item 🗑️ ↕️

Progress Step Label * **9** i

▼ Progressive Field Item 🗑️ ↕️

Progress Step Label * **10** i

▼ Progressive Field Item 🗑️ ↕️

Progress Step Label * **11** i

▼ AEM Form Configuration i

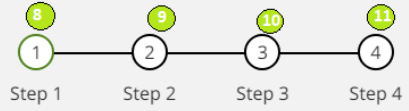
AEM Form Path: * **12** i

EYEBROW - 45 CHARACTER REC.

Headline Title (H2 Tag) 125 Character Recommendation

Sub Headline H4 35 Char. Rec.

Sub Copy - 150 Character Count recommended. Many people rely on your institutional expertise to make long-term income choices regardless of markcoerns. (Dark Blue Gradient)



Headline Title H6 - 45 Character Limit Rec.

Sub Copy - 50 Character Count Recommended.

* First Name
First

* Last Name
Last

* Phone Number
(986) 565-6357

Next

Step 1 Completed:

EYEBROW - 45 CHARACTER REC.

Headline Title (H2 Tag) 125 Character Recommendation

Sub Headline H4 35 Char. Rec.

Sub Copy - 150 Character Count recommended. Many people rely on your institutional expertise to make long-term income choices regardless of markcoerns. (Dark Blue Gradient)



Headline Title H6 - 45 Character Limit Rec.

Sub Copy - 50 Character Count Recommended.

* Text 1

*Text 2

Back

Next

Step 2 Completed:

EYEBROW - 45 CHARACTER REC.

Headline Title (H2 Tag) 125 Character Recommendation

Sub Headline H4 35 Char. Rec.

Sub Copy - 150 Character Count recommended. Many people rely on your institutional expertise to make long-term income choices regardless of markcoerns. (Dark Blue Gradient)



Headline Title H6 - 45 Character Limit Rec.

Sub Copy - 50 Character Count Recommended.

*Text 3

*Text 4

Back

Next

Step 3 Completed:

EYEBROW - 45 CHARACTER REC.

Headline Title (H2 Tag) 125 Character Recommendation

Sub Headline H4 35 Char. Rec.

Sub Copy - 150 Character Count recommended. Many people rely on your institutional expertise to make long-term income choices regardless of markcoerns. (Dark Blue Gradient)

Step 1 Step 2 Step 3 Step 4

Headline Title H6 - 45 Character Limit Rec.

Sub Copy - 50 Character Count Recommended.

*Text 5
5

*Text 6
6

Checkbox Copy - 50 Character Count Recommended.

[Back](#) [Submit](#)

Privacy Copy - 175 Character Count Recommended. Lorem ipsum dolor sit amet, consectetur adipiscing eorem ipsum dolor sit ang dolor sit amet, consectetur adipiscing.


Step 4 Completed:

EYEBROW - 45 CHARACTER REC.

Headline Title (H2 Tag) 125 Character Recommendation

Sub Headline H4 35 Char. Rec.

Sub Copy - 150 Character Count recommended. Many people rely on your institutional expertise to make long-term income choices regardless of markcoerns. (Dark Blue Gradient)



Thank you for subscribing!

Lorem ipsum dolor sit amet, consectetur adipiscing elit. Aenean commodo ligula eget dolor. Aenean massa. Cum sociis natoque.

Learn important information about our [privacy policy](#).