

Multi Topic Hero

How-to Guide

Global Marketing Technology

AEM Component Name: Multi Topic Hero

Creation Date: July 04, 2022

Last Updated: July 04, 2022

Version: [\[1.0\]](#)

1 Document History

The following important changes have been made to this document:

Date	Version #	Description of Changes Made	Author	Approved By
07/04/2022	1.0	Initial Draft	Harika Mopuri	

Contents

1 DOCUMENT HISTORY 1

2 INTRODUCTION 4

2.1 SHORT DESCRIPTION 4

2.2 INTENDED AUDIENCE 5

3 HOW TO ENABLE/TURN-ON THE COMPONENT..... 5

4 COMPONENT DIALOG..... 5

2 Introduction

This document provides “How-to Instructions” for the component “Multi Topic Hero”. This component is intended and available to be used on all Global Marketing template(s).

2.1 Short Description

This component is used to configure ‘Multi Topic Hero’ for a page.

There are 2 variations for the component: CTA Enable/CTA Disable for each topic. Based on the requirement author can select CTA Enable/CTA Disable for each topic.

AEM Component Data Model

Tab	Field Name	Field Group	Field Type	Validation	Accepted values
Configuration	Common fields for both CTA Enable and CTA Disable				
	Desktop/Tablet Image	None	Text Field	Mandatory	Asset Path
	Mobile Image	None	Text Field	Optional	Asset Path
	Topic Item				
	Variation	None	Dropdown	Mandatory	CTA - Enable CTA - Disable
	Eyebrow Label	None	Text Field	Mandatory (Max char. 45)	Alphanumeric
	Headline Title	None	Text Field	Mandatory (Max char. 125)	Alphanumeric
	Body Copy	None	Text Field	Mandatory	Alphanumeric
	If CTA is Enabled:				
	CTA Text	None	Text Field	Mandatory (Max char. 25)	Alphanumeric
	CTA Aria Label	None	Text Field	Mandatory	Alphanumeric
	CTA Path	None	Alphanumeric	Mandatory	Hyperlink Path
	CTA Open in	None	Dropdown	Mandatory	Same page New page
	Appearance				
	Bottom Spacing	None	Dropdown	Mandatory	Yes No

2.2 Intended Audience

The primary audience of this design is:

- Content Authors
- Agencies
- Marketers

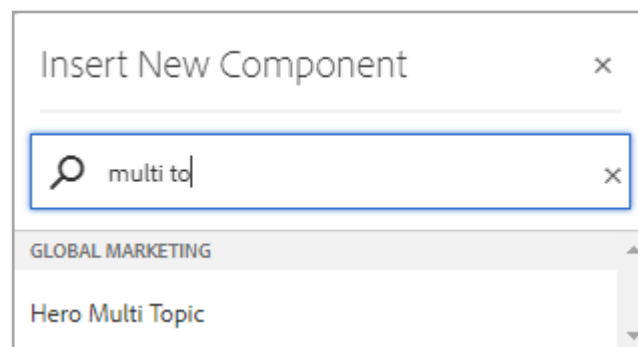
3 How to Enable/Turn-On the Component

This component should be available by default when any of the 'Global Marketing' template is selected.

For adding Multi Topic Hero component, click on "+" icon and search for "Multi Topic Hero Hero" and click to add the component.

There are 2 variations for this component:

- 1) CTA Enable
- 2) CTA Disable



4 Component Dialog

- Select edit to open the dialog and begin editing the component fields.

Feature Overview

Content

- 1) **Desktop/Tablet image** – Must provide asset path to be displayed for Desktop/Tablet.
- 2) **Mobile image** – Provide Asset path to be displayed for Mobile.
- 3) **Variation** – Must select an option from dropdown.
- 4) **Eyebrow Label** – Must provide meaningful text.
- 5) **Headline Title** – Must provide meaningful text.
- 6) **Body Copy** – Must provide meaningful description.
- 7) **CTA Text** – Must provide text for CTA.
- 8) **CTA Aria Label** – Must provide meaningful text.
- 9) **CTA Path** – Provide hyperlink path for CTA text.
- 10) **CTA Open in** – Must select an option from dropdown.
- 11) **Bottom Spacing** – Must select an option from dropdown.

Variation 1: Multi Topic Hero with CTA Enable

Hero Multi Topic

?

X

✓

ConfigurationAppearance

▼ Topics

Desktop/Tablet Image *

1

/content/dam/metlifecom/evolution/images/embedded/detail-hero-dental.jpg

✓

i

Mobile Image

2

/content/dam/metlifecom/evolution/images/embedded/detail-hero-dental.jpg

✓

i

▼ Topic Item

Trash

↕

Variation

3

CTA - Enable

▼

Eyebrow Label *

4

Insurance

i

Headline Title (H2 Tag) *

5

MetLife's 2022 Paycheck or Pot of Gold

i

Hero Multi Topic

?

X

✓

Body Copy

6

i

U

T₂

T²

Accidents change everything. They can endanger your family, alter your way of life, and often damage your investments. Get back on track.

Hero Multi Topic

Additional Content

CTA Text * 7 i

Learn More

CTA Aria Label * 8

Learn More

CTA Path * 9

☒

CTA Open in 10

Same Page

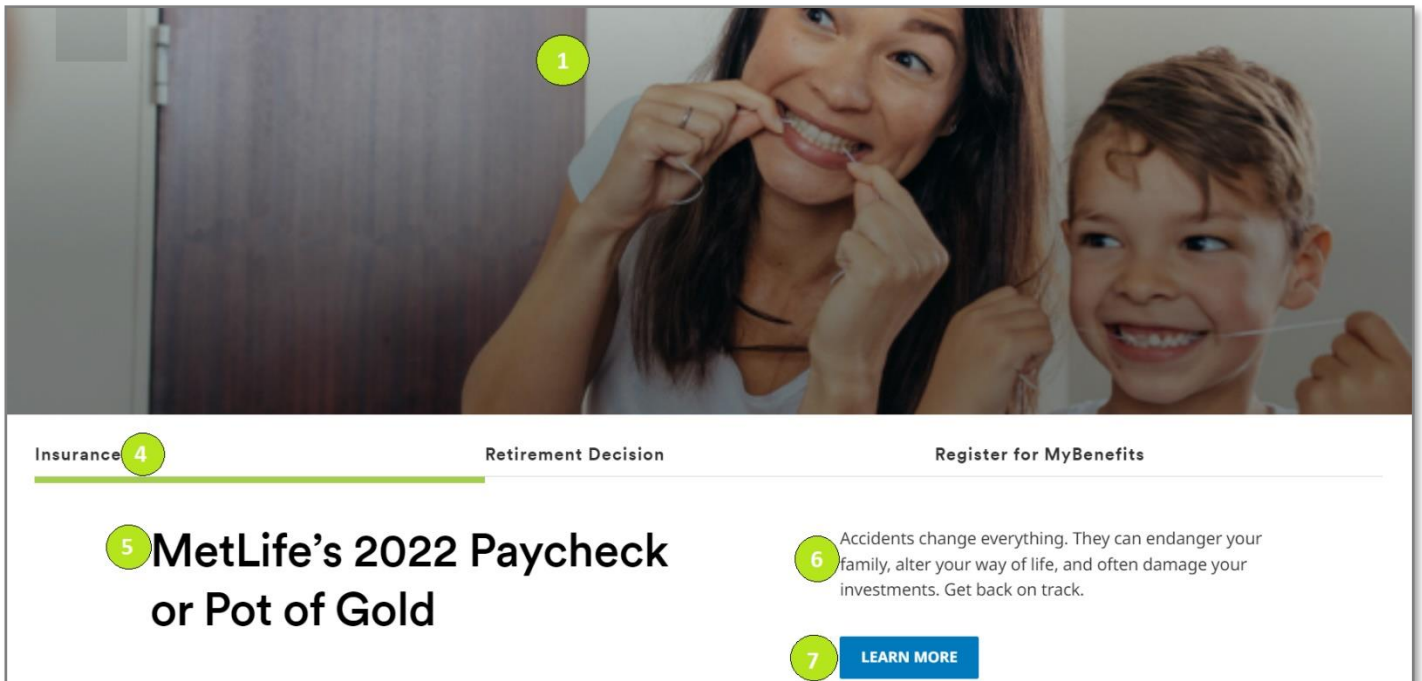
Hero Multi Topic

Configuration [Appearance](#)

Spacing

Bottom Spacing 11

Yes



Variation 2: Multi Topic Hero with CTA Disable

Hero Multi Topic
?
[Full Screen Icon]
X
✓

Configuration
Appearance

▼ Topics

Desktop/Tablet Image * 1

/content/dam/metlifecom/evolution/images/embedded/detail-hero-dental.jpg
☒

Mobile Image 2

/content/dam/metlifecom/evolution/images/embedded/detail-hero-dental.jpg
☒

▼ Topic Item

Variation 3

CTA - Disable
▼

Eyebrow Label * 4

Retirement Decision

Headline Title (H2 Tag) * 5

From protecting and helping to sustain

Hero Multi Topic

?

X

✓

Body Copy

6

i

U

T₂

T²

This insurance provides you with funds that can be used as you see fit.1 This can help with out-of-pocket expenses like deductibles, copays, medical transportation, childcare, and more.

Hero Multi Topic

?

X

✓

Additional Content

CTA Text *7

i

Learn More

CTA Aria Label *8

Learn More

CTA Path *9

#

☒

CTA Open in10

Same Page

▼

MetLife Proprietary and Confidential

July 04, 2022
Page 9 of 10

Hero Multi Topic

?

X

✓

Configuration


Appearance

▼ Spacing

Bottom Spacing11

Yes

1



Insurance

4 Retirement Decision

Register for MyBenefits

5

From protecting and helping to sustain

6

This insurance provides you with funds that can be used as you see fit.1 This can help with out-of-pocket expenses like deductibles, copays, medical transportation, childcare, and more.