

Sub Topic Hero

How-to Guide

Global Marketing Technology

AEM Component Name: Sub Topic Hero

Creation Date: May 24, 2022

Last Updated: May 24, 2022

Version: [\[1.0\]](#)

1 Document History

The following important changes have been made to this document:

Date	Version #	Description of Changes Made	Author	Approved By
05/24/2022	1.0	Initial Draft	Harika Mopuri	

Contents

1	DOCUMENT HISTORY	1
2	INTRODUCTION	4
2.1	SHORT DESCRIPTION	4
2.2	INTENDED AUDIENCE	4
3	HOW TO ENABLE/TURN-ON THE COMPONENT	6
4	COMPONENT DIALOG	7

2 Introduction

This document provides “How-to Instructions” for the component “Sub Topic Hero”. This is intended and available to be used on all Global Marketing template(s).

2.1 Short Description

This component is used to configure ‘Sub Topic Hero’ for a page.

There are 2 variations for the component: CTA Enable, CTA Disable. Based on the requirement author can Enable/Disable CTA.

AEM Component Data Model

Tab	Field Name	Field Group	Field Type	Validation	Accepted values
Configuration	Common Fields for both CTA Enable or CTA Disable:				
	Variation	None	Dropdown	Mandatory	CTA-Enable CTA-Disable
	Image Type	None	Dropdown	Mandatory	Illustration Picture
	Desktop/Tablet Illustration OR Desktop/Tablet Picture	None	Text Field	Mandatory	Asset Path
	Mobile Illustration OR Mobile Picture	None	Text Field	Optional	Asset Path
	Headline Section				
	Eyebrow	None	Text Field	Mandatory (Max char.45)	Alphanumeric
	Headline Title (H2 Tag)	None	Text Field	Mandatory (Max char.125)	Alphanumeric
	Copy Section				
	Headline Copy	None	Text Field	Optional	Alphanumeric
	CTA-Enable				
	Additional Content:				
	CTA Text	None	Text Field	Mandatory (Max char.25)	Alphanumeric
	CTA Aria Label	None	Text Field	Mandatory	Alphanumeric
	CTA Path	None	Alphanumeric	Mandatory	Link Path
	CTA Open in	None	Dropdown	Optional	Same Page New Page

2.2 Intended Audience

The primary audience of this design is:

- Content Authors
- Agencies
- Marketers

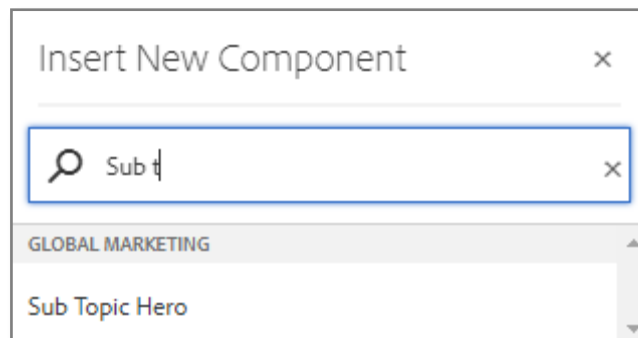
3 How to Enable/Turn-On the Component

This component should be available by default when any of the 'Global Marketing' template is selected.

For adding Sub Topic Hero component, click on "+" icon, search for "Sub Topic Hero" and click to add the component.

There are 2 variations for the Sub Topic Hero component: Based on the requirement author can Enable/Disable CTA.

1. CTA Enable
2. CTA Disable



4 Component Dialog

- Select configure option to open the dialog and begin editing the component fields.

Feature Overview

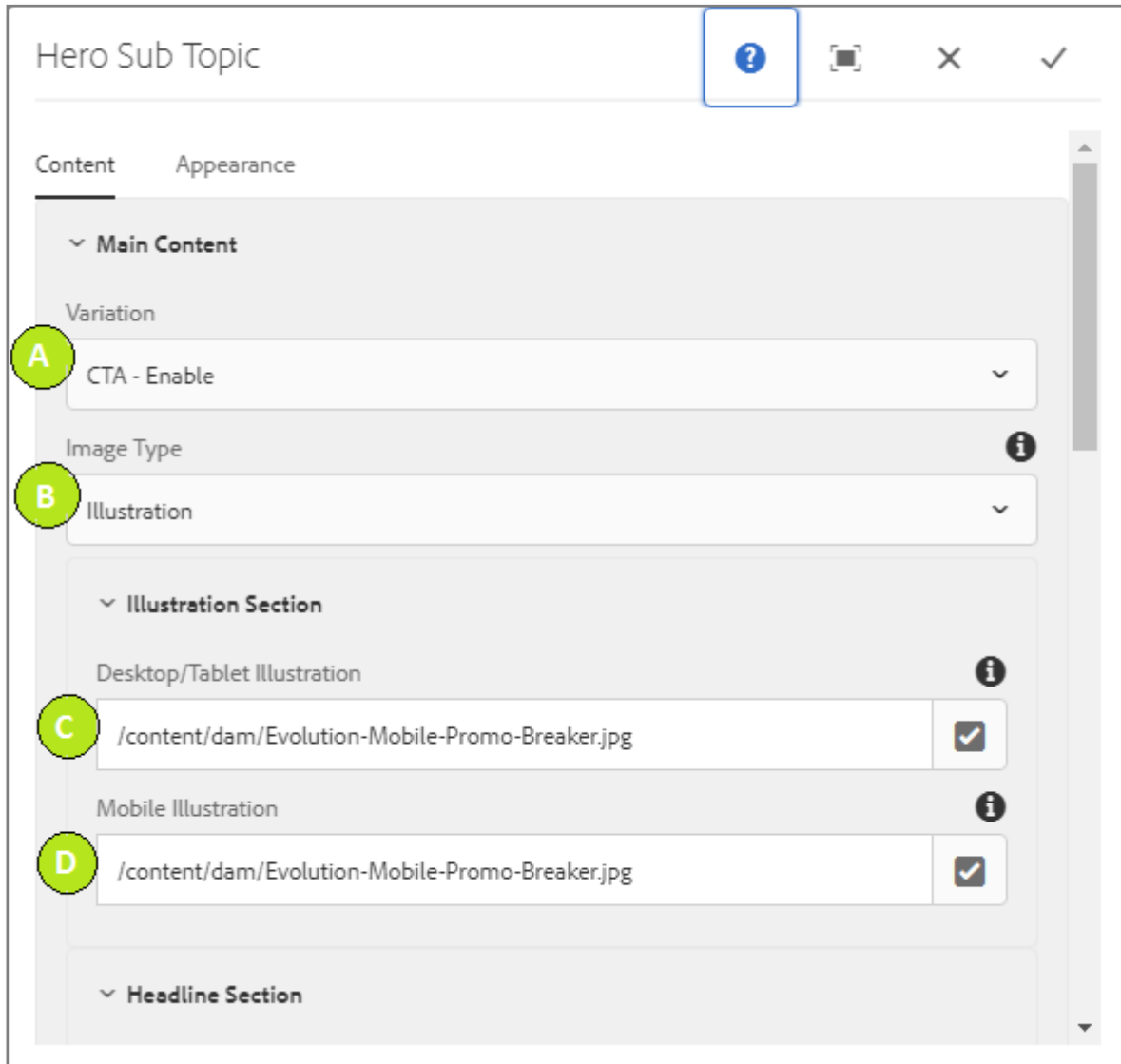
Content

- 1) **Variation:** Must select CTA – Enable or CTA - Disable.
- 2) **Image Type** – Must select Image Tyle (Illustration/Picture).
 - a. **Desktop/Tablet Illustration OR Desktop/Tablet Picture** – Must provide Asset URL to be displayed for Desktop/Tablet.
 - b. **Mobile Illustration OR Mobile Picture** – Provide Asset URL to be displayed for Mobile, if not the image provided for desktop/Tablet image will be displayed.
- 3) **Headline Section:**
 - a. **Eye brow**– Must provide the meaningful text.
 - b. **Headline Title**– Must provide a meaningful title.
- 4) **Copy Section:**
 - a. **Headline Copy** – Must provide a description for the Headline.
- 5) **Additional Content:**
 - a. **CTA text** – Must provide a meaningful text.
 - b. **CTA Aria Label** – Must provide meaningful text.
 - c. **CTA Path** – Must provide link path for the button.
 - d. **CTA Open in** – Must select an option to target page open type (same page/new page).
- 6) **Appearance:**
 - a. **Bottom spacing** – Must select Yes/No, for the space should be provided in the bottom of the component or not.

There are two variations for this component.

Variation 1: Sub Topic Hero with CTA.

Variation option must be selected as CTA Enable to add a CTA button for Hero.



Hero Sub Topic

?

✖

✓

▼ **Headline Section**

Eyebrow * i

E Metlife

Headline Title (H2 Tag) * i

F Hero Sub Topic(CTA Enable)

▼ **Copy Section**

Headline copy i

G T₂ T²

Lorem ipsum dolor sit amet, consectetur adipiscing elit, sed do eiusmod tempor incididunt ut labore et dolore magna aliqua. Ut enim ad minim veniam, quis nostrud exercitation ullamco laboris nisi ut aliquip ex ea commodo consequat. Duis aute inure dolor in reprehenderit in voluptate velit esse cillum dolore eu

Hero Sub Topic



culpa qui officia deserunt mollit anim id est laborum.

Additional Content

CTA Text *



H Learn More

CTA Aria Label *

I learn more

CTA Path *

J #



CTA Open in

K Same Page



Variation 2: Sub Topic Hero without CTA.

Variation option must be selected as CTA Disable.

The screenshot shows a configuration window titled "Hero Sub Topic" with a help icon, a crop icon, a close icon, and a checkmark icon. The window is divided into two tabs: "Content" and "Appearance".

Main Content

Variation: CTA - Disable (marked with a green circle 'A')

Image Type: Illustration (marked with a green circle 'B')

Illustration Section

Desktop/Tablet Illustration: /content/dam/Evolution-Mobile-Promo-Breaker.jpg (checked, marked with a green circle 'C')

Mobile Illustration: /content/dam/Evolution-Mobile-Promo-Breaker.jpg (checked, marked with a green circle 'D')

Headline Section

Hero Sub Topic

?

✖

✓

▼ **Headline Section**

Eyebrow *

E Metlife

Headline Title (H2 Tag) *

F Hero Sub Topic(CTA Disable)


▼ **Copy Section**

Headline copy

G U T₂ T²

Lorem ipsum dolor sit amet, consectetur adipiscing elit, sed do eiusmod tempor incididunt ut labore et dolore magna aliqua. Ut enim ad minim veniam, quis nostrud exercitation ullamco laboris nisi ut aliquip ex ea commodo consequat. Duis aute irure dolor in reprehenderit in voluptate velit esse cillum dolore eu

Variation 1: Sub Topic Hero with CTA Enable.



B


E Metlife

F Hero Sub Topic(CTA Enable)

G Lorem ipsum dolor sit amet, consectetur adipiscing elit, sed do eiusmod tempor incididunt ut labore et dolore magna aliqua. Ut enim ad minim veniam, quis nostrud exercitation ullamco laboris nisi ut aliquip ex ea commodo consequat. Duis aute irure dolor in reprehenderit in voluptate velit esse cillum dolore eu fugiat nulla pariatur. Excepteur sint occaecat cupidatat non proident, sunt in culpa qui officia deserunt mollit anim id est laborum.

A [LEARN MORE](#)

Variation 2: Sub Topic Hero with CTA Disable.



C

E Metlife

F Hero Sub Topic(CTA Disable)

G Lorem ipsum dolor sit amet, consectetur adipiscing elit, sed do eiusmod tempor incididunt ut labore et dolore magna aliqua. Ut enim ad minim veniam, quis nostrud exercitation ullamco laboris nisi ut aliquip ex ea commodo consequat. Duis aute irure dolor in reprehenderit in voluptate velit esse cillum dolore eu fugiat nulla pariatur. Excepteur sint occaecat cupidatat non proident, sunt in culpa qui officia deserunt mollit anim id est laborum.